



DCYF Visitation Data

<https://www.dcyf.wa.gov/sites/default/files/pdf/ContractedFamilyTimeVisitation.pdf>

Family Time Visitation contracts are paid monthly therefore, numbers should be considered draft until a full month has passed.

| Contracted Visits by Region & Modality | | | | | | | | | | | | | | | | | | | | |
|--|----------|-----|-----------|-----|----------|-----|-----------|-----|-----------|-----|-----------|-----|----------|-----|-----------|-----|-----------|-----|-----------|--|
| Region/Modality | Week of: | | 3/29/2020 | | 4/5/2020 | | 4/12/2020 | | 4/19/2020 | | 4/26/2020 | | 5/3/2020 | | 5/10/2020 | | 5/17/2020 | | 5/24/2020 | |
| Region 1 | | | | | | | | | | | | | | | | | | | | |
| Missed-no-show | 19 | 3% | 17 | 2% | 17 | 2% | 16 | 2% | 17 | 2% | 11 | 1% | * | 1% | 13 | 2% | 12 | 2% | | |
| No Visit Recorded | 71 | 9% | 61 | 9% | 69 | 10% | 70 | 10% | 76 | 10% | 80 | 11% | 89 | 12% | 97 | 13% | 113 | 15% | | |
| Regular | 237 | 31% | 190 | 27% | 163 | 23% | 153 | 21% | 140 | 19% | 129 | 17% | 119 | 16% | 109 | 15% | 104 | 14% | | |
| Virtual | 426 | 57% | 448 | 63% | 463 | 65% | 493 | 67% | 507 | 69% | 522 | 70% | 527 | 71% | 527 | 71% | 518 | 69% | | |
| Region 2 | | | | | | | | | | | | | | | | | | | | |
| Missed-no-show | * | 2% | * | 4% | * | 3% | * | 3% | * | 3% | * | 2% | 11 | 4% | 10 | 3% | 10 | 3% | | |
| No Visit Recorded | 66 | 31% | 38 | 26% | 55 | 23% | 62 | 24% | 69 | 24% | 68 | 23% | 77 | 25% | 95 | 29% | 122 | 35% | | |
| Regular | 39 | 18% | 40 | 18% | 36 | 13% | 34 | 13% | 34 | 12% | 25 | 8% | 24 | 8% | 26 | 8% | 23 | 7% | | |
| Virtual | 104 | 49% | 118 | 33% | 143 | 35% | 156 | 60% | 176 | 61% | 198 | 66% | 195 | 64% | 193 | 60% | 194 | 36% | | |
| Region 3 | | | | | | | | | | | | | | | | | | | | |
| Missed-no-show | * | 3% | * | 2% | * | 2% | * | 2% | 10 | 3% | * | 3% | * | 2% | 11 | 3% | 11 | 3% | | |
| No Visit Recorded | 78 | 25% | 79 | 24% | 78 | 23% | 82 | 24% | 87 | 24% | 81 | 23% | 89 | 24% | 98 | 26% | 103 | 27% | | |
| Regular | 48 | 16% | 39 | 12% | 33 | 10% | 30 | 9% | 27 | 8% | 24 | 7% | 23 | 6% | 23 | 6% | 22 | 6% | | |
| Virtual | 173 | 57% | 201 | 61% | 218 | 65% | 228 | 66% | 235 | 65% | 242 | 68% | 249 | 68% | 249 | 65% | 249 | 65% | | |
| Region 4 | | | | | | | | | | | | | | | | | | | | |
| Missed-no-show | 30 | 7% | 30 | 7% | 27 | 6% | 30 | 6% | 28 | 6% | 27 | 5% | 27 | 5% | 27 | 6% | 25 | 5% | | |
| No Visit Recorded | 150 | 34% | 133 | 29% | 111 | 25% | 113 | 24% | 117 | 24% | 122 | 25% | 115 | 23% | 116 | 24% | 140 | 28% | | |
| Regular | 46 | 10% | 41 | 9% | 39 | 9% | 35 | 7% | 33 | 7% | 38 | 8% | 35 | 7% | 30 | 6% | 29 | 6% | | |
| Virtual | 219 | 49% | 250 | 55% | 264 | 60% | 289 | 62% | 301 | 63% | 304 | 62% | 315 | 64% | 311 | 64% | 308 | 61% | | |
| Region 5 | | | | | | | | | | | | | | | | | | | | |
| Missed-no-show | 23 | 3% | 25 | 3% | 26 | 3% | 20 | 3% | 20 | 3% | 15 | 2% | 16 | 2% | 15 | 2% | 13 | 2% | | |
| No Visit Recorded | 131 | 17% | 131 | 16% | 113 | 15% | 105 | 14% | 104 | 14% | 99 | 13% | 112 | 15% | 130 | 17% | 157 | 21% | | |
| Regular | 222 | 28% | 190 | 24% | 156 | 20% | 147 | 19% | 143 | 19% | 118 | 16% | 110 | 14% | 104 | 14% | 93 | 12% | | |
| Virtual | 416 | 53% | 434 | 57% | 468 | 61% | 488 | 64% | 503 | 65% | 516 | 69% | 521 | 69% | 513 | 67% | 502 | 66% | | |
| Region 6 | | | | | | | | | | | | | | | | | | | | |
| Missed-no-show | 10 | 1% | * | 1% | * | 1% | * | 1% | * | 1% | * | 1% | 11 | 1% | * | 1% | * | 1% | | |
| No Visit Recorded | 117 | 15% | 124 | 16% | 120 | 15% | 117 | 15% | 119 | 15% | 107 | 13% | 111 | 13% | 131 | 16% | 180 | 21% | | |
| Regular | 181 | 24% | 164 | 21% | 157 | 20% | 153 | 19% | 144 | 18% | 133 | 16% | 126 | 15% | 112 | 14% | 102 | 12% | | |
| Virtual | 460 | 60% | 478 | 62% | 519 | 65% | 527 | 66% | 540 | 67% | 565 | 69% | 581 | 70% | 573 | 69% | 564 | 66% | | |

Source: Sprout

* For Client confidentiality: Summary Numbers between 1-9 cannot be shared outside DCYF

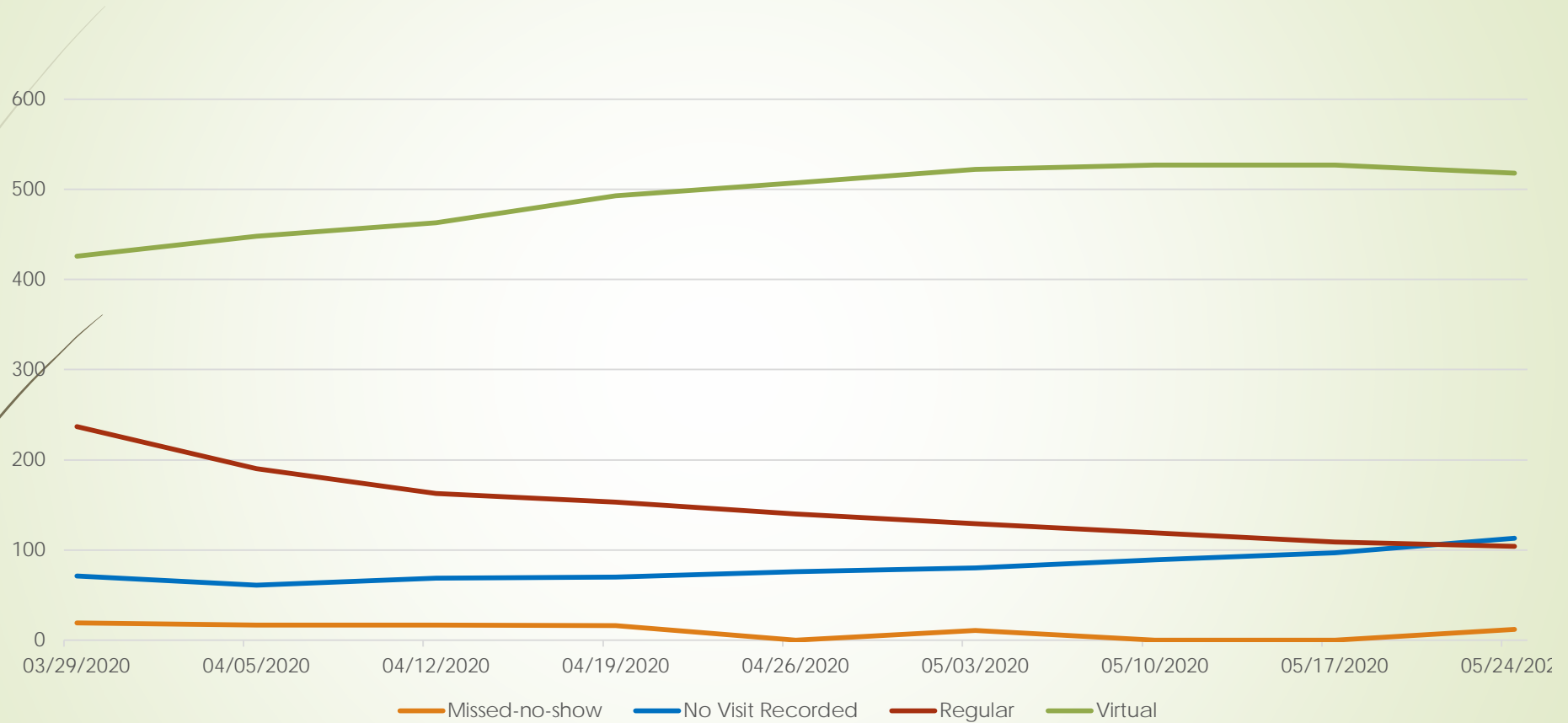
These counts only represent children on FamLink visit plans

These counts represent every child once

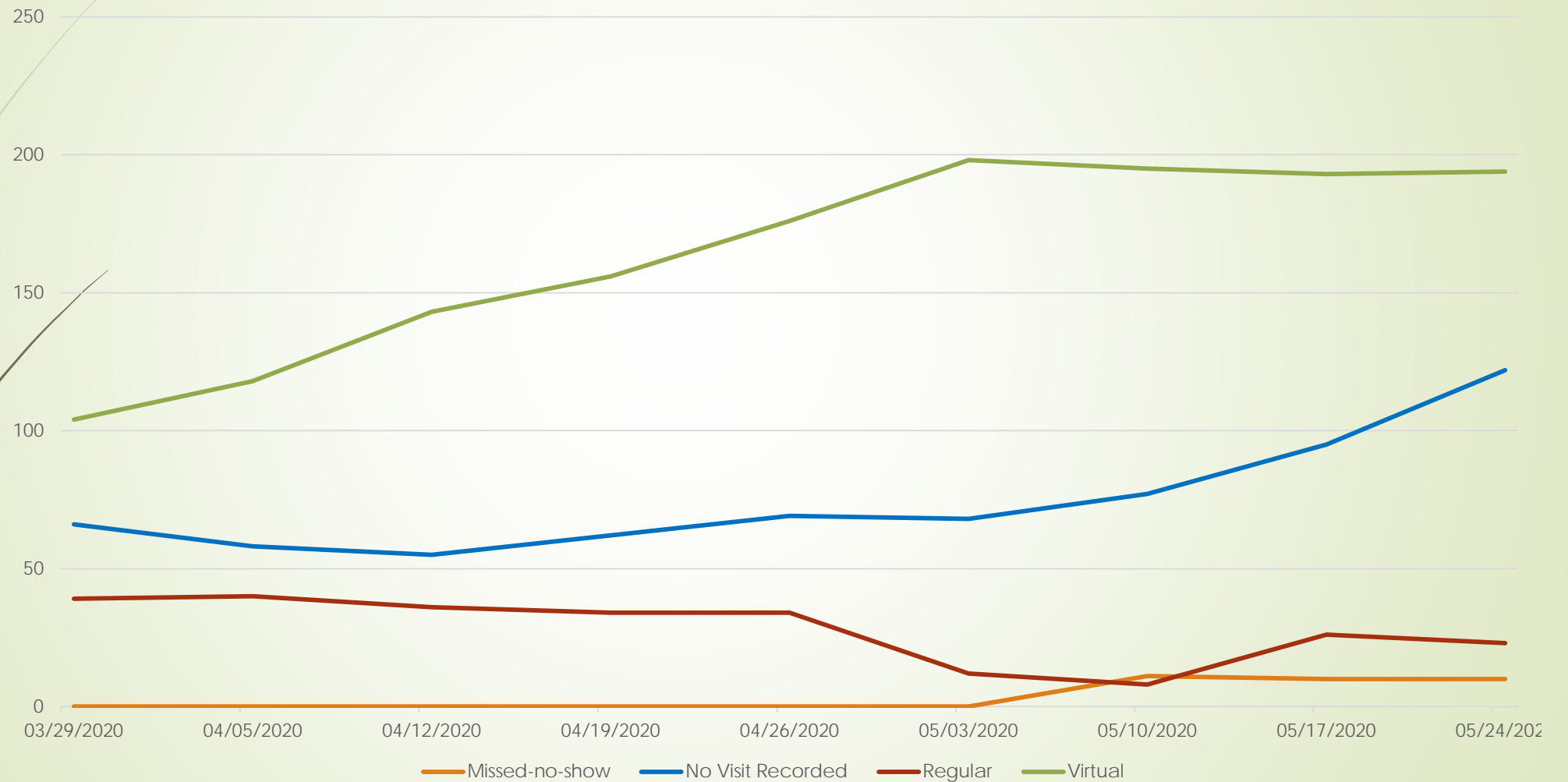
Numbers will fluctuate from week to week as the number of scheduled visits fluctuate weekly per the visit plans.

Refinement of the data collection is ongoing and may impact the numbers

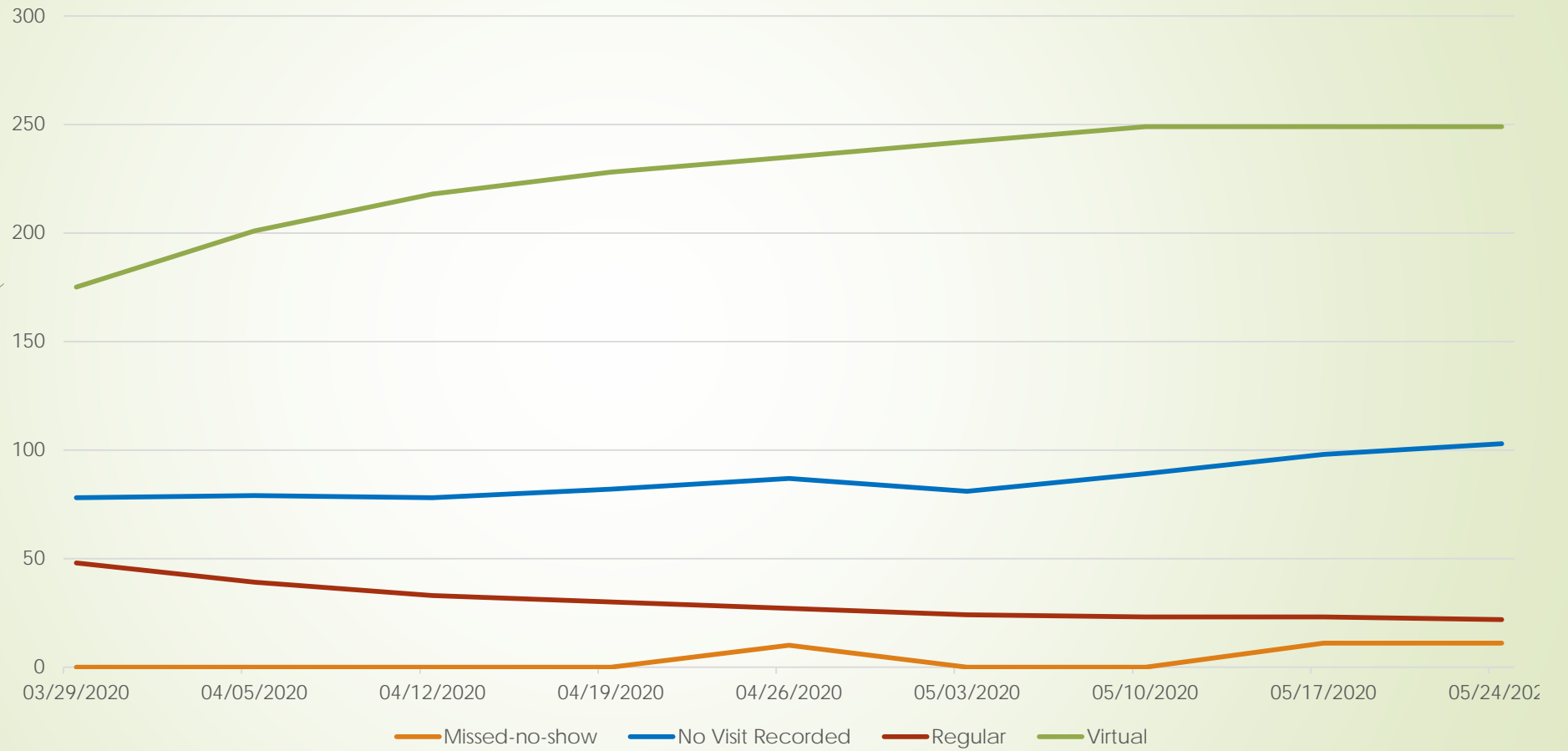
Region 1 Visitation data



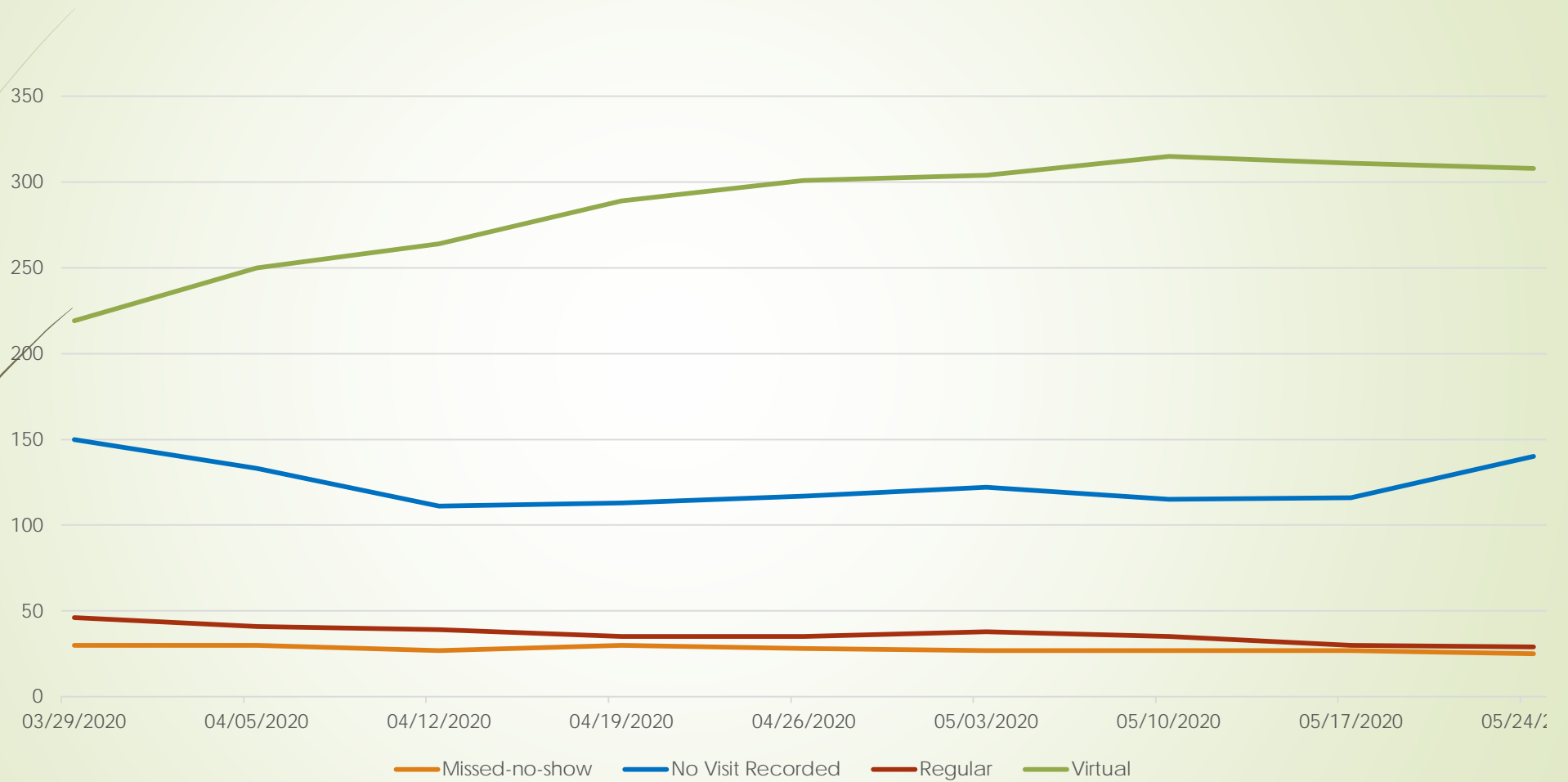
Region 2 Visitation Data



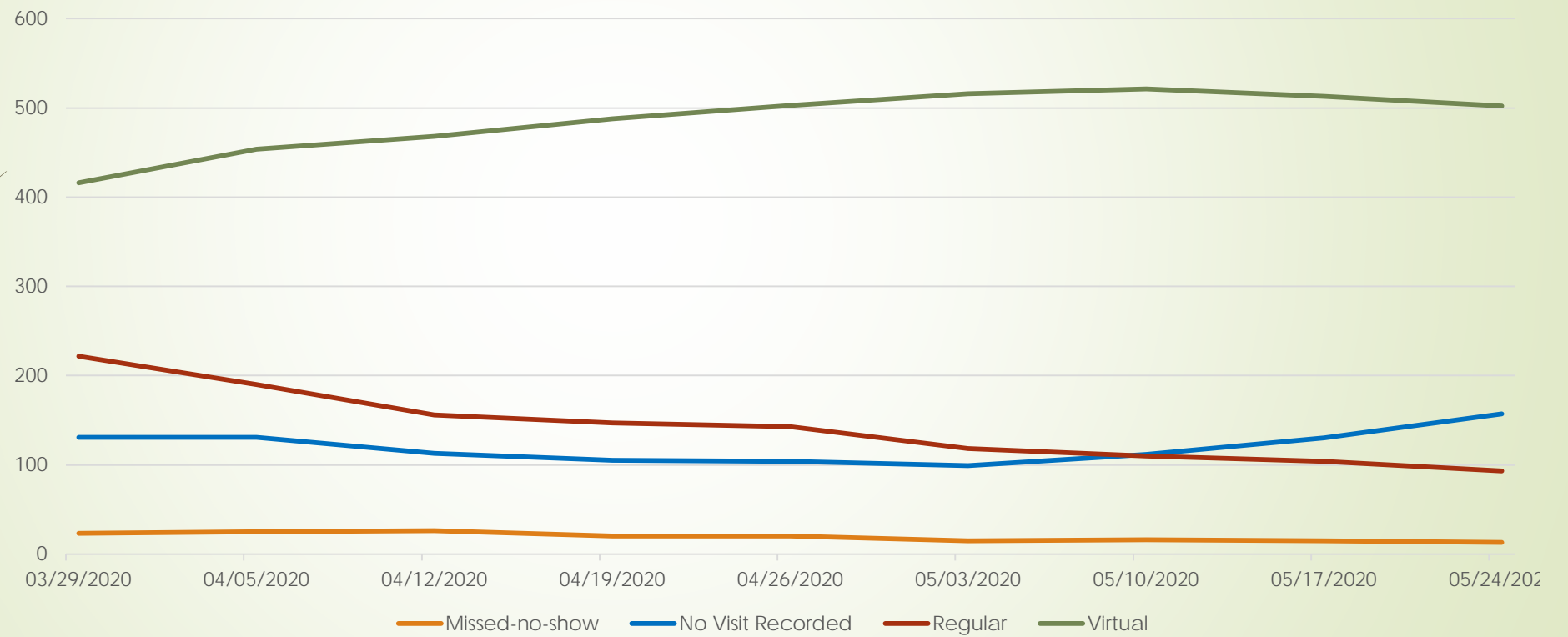
Region 3 Visitation Data



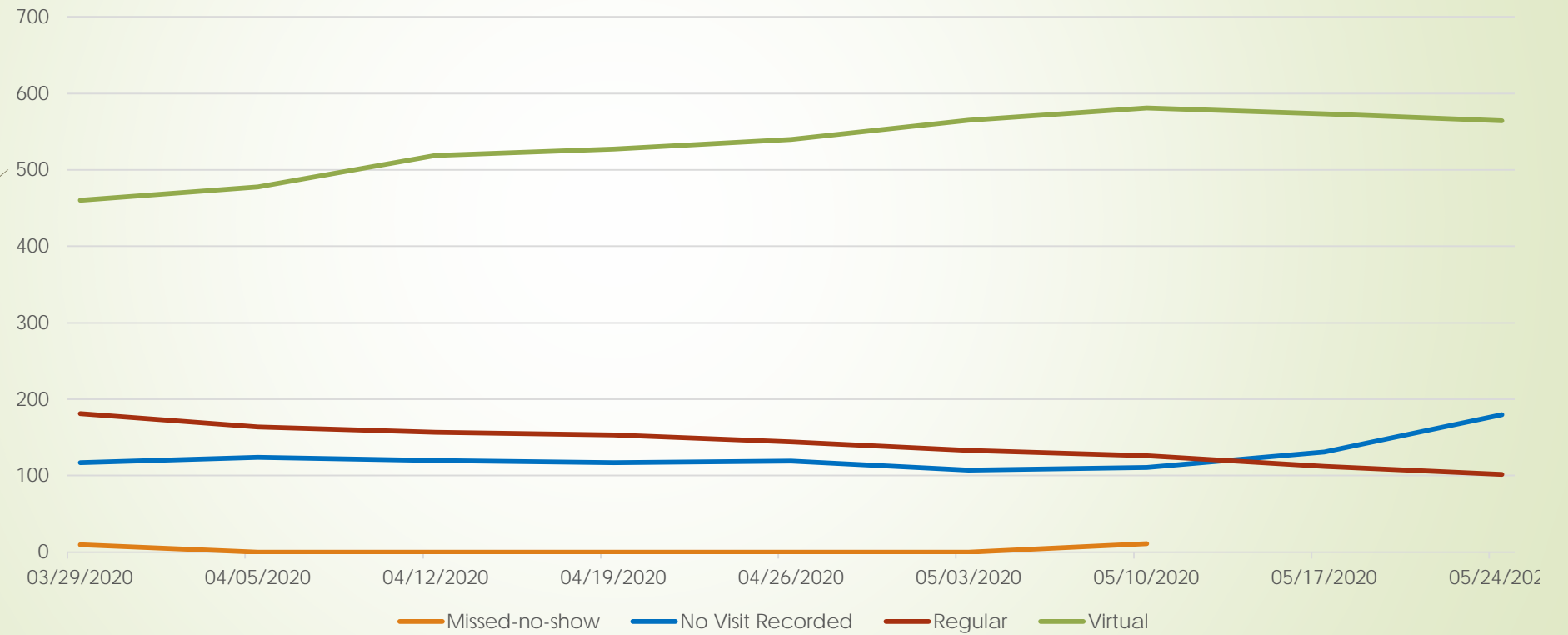
Region 4 Visitation Data




Region 5 Visitation Data




Region 6 Visitation Data



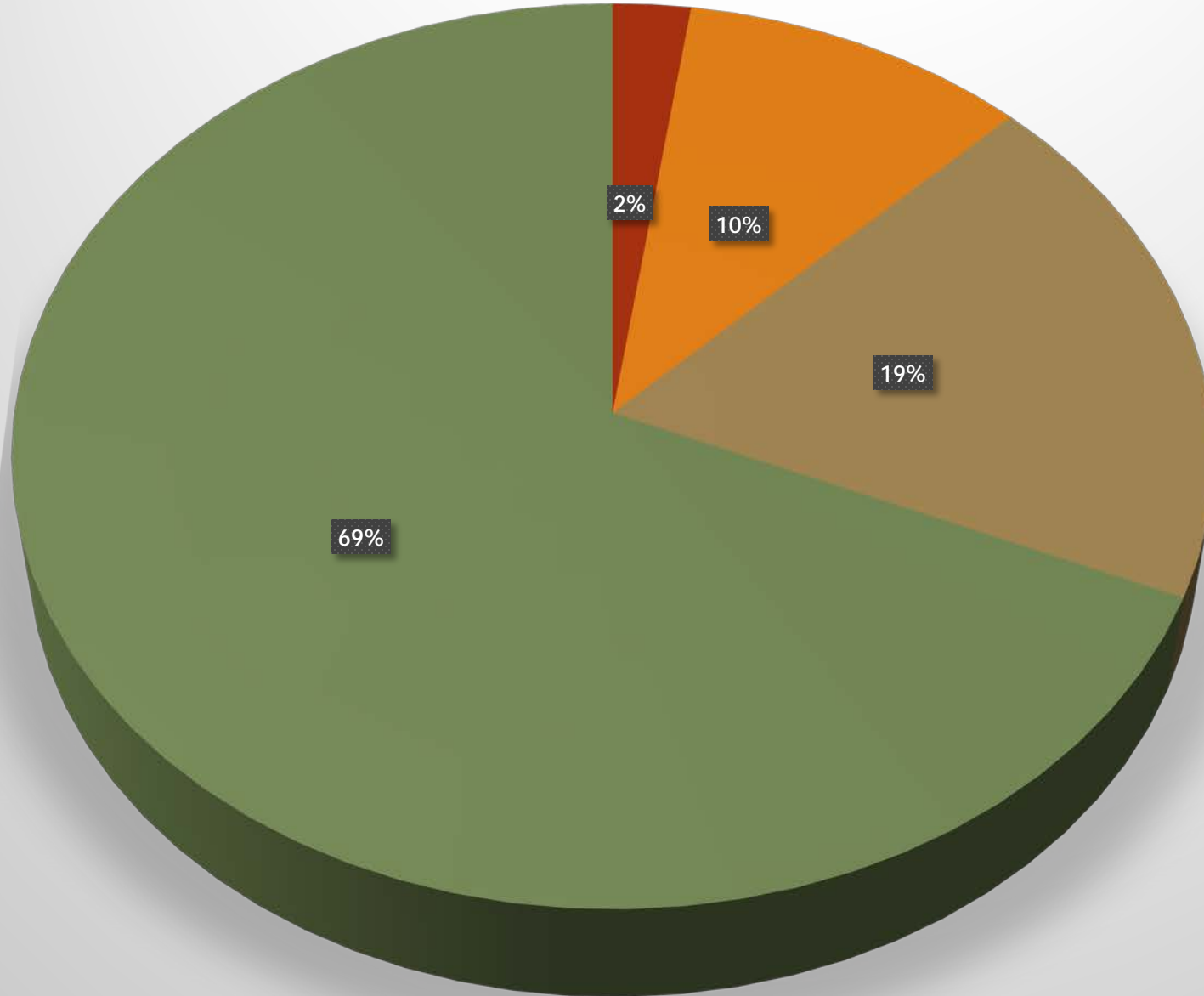


Family Time Data – Point in Time

April 26, 2020

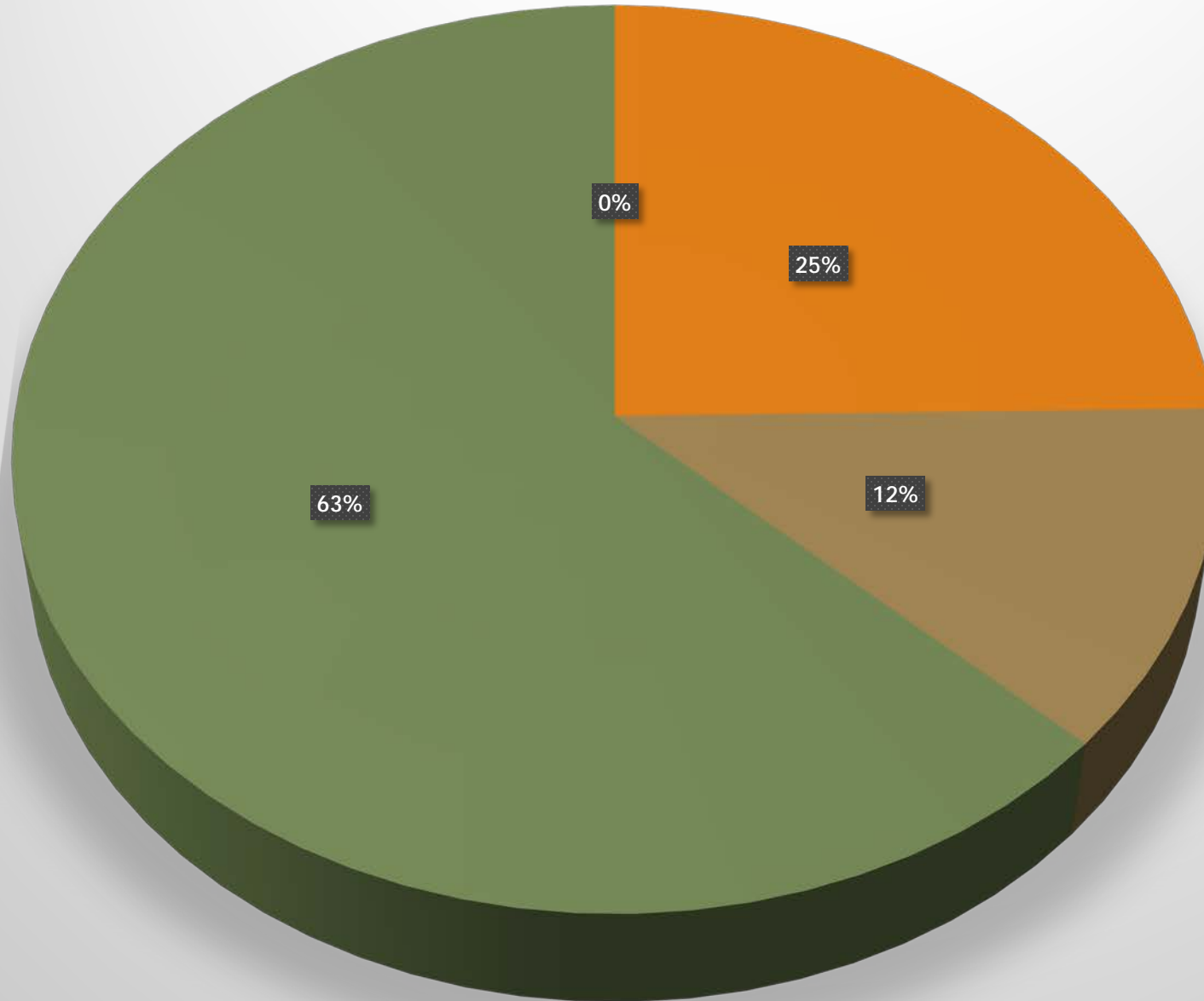


April 26, 2020
Region 1



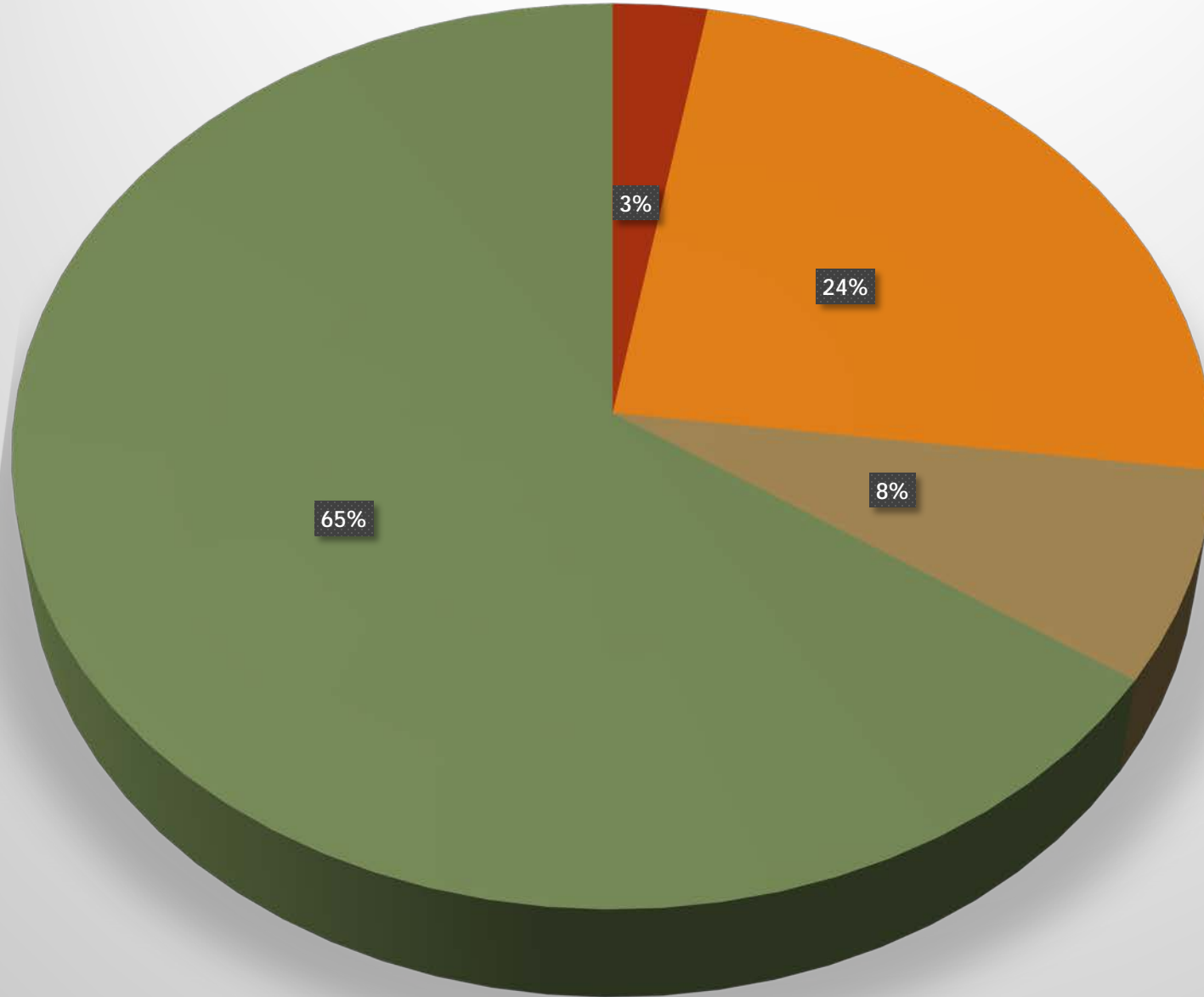
- Missed-no-show
- No Visit Recorded
- In person
- Virtual (video and telephonic)

April 26, 2020
Region 2



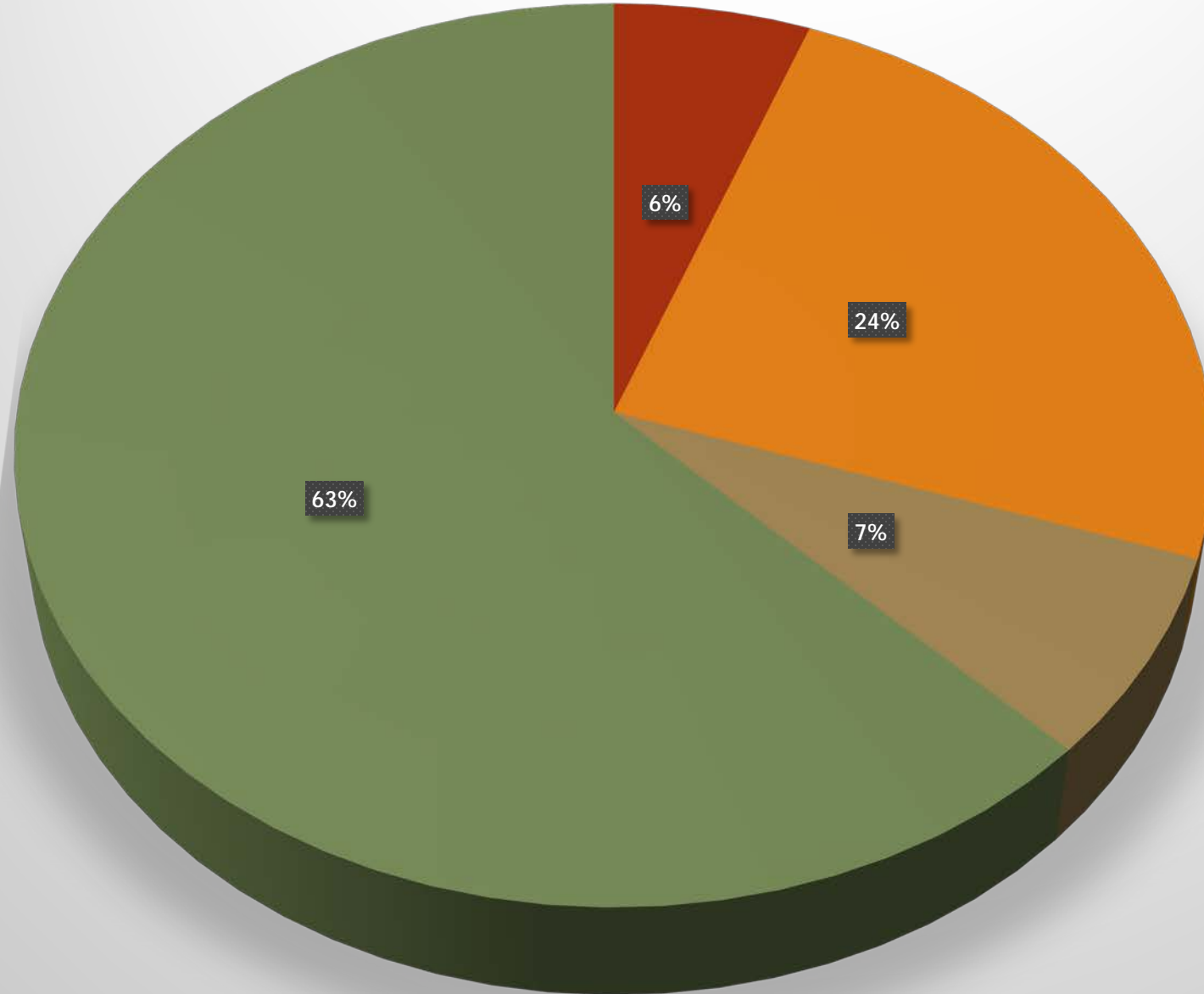
- Missed-no-show
- No Visit Recorded
- In person
- Virtual (video and telephonic)

April 26, 2020
Region 3



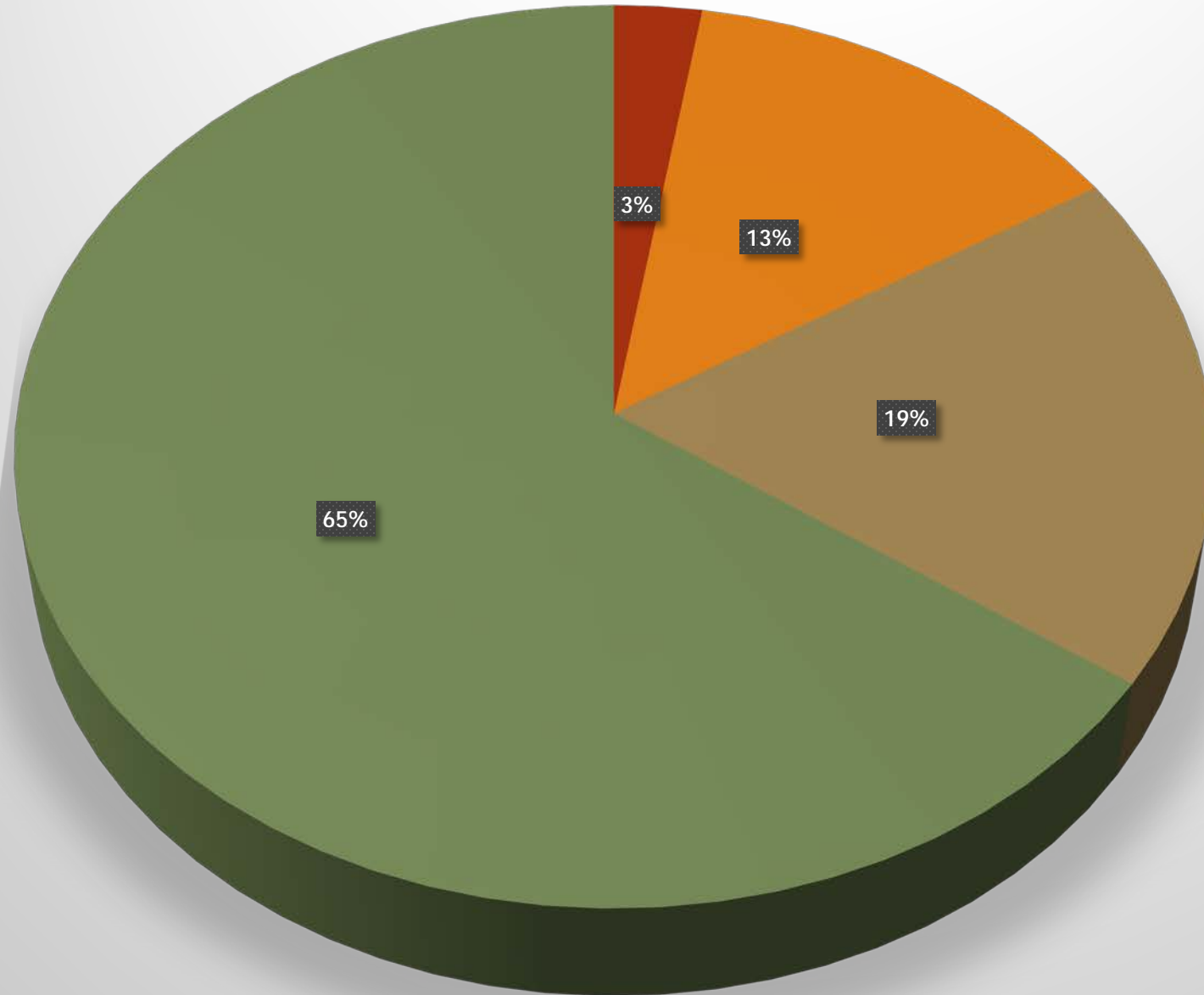
- Missed-no-show
- No Visit Recorded
- In person
- Virtual (video and telephonic)

April 26, 2020
Region 4



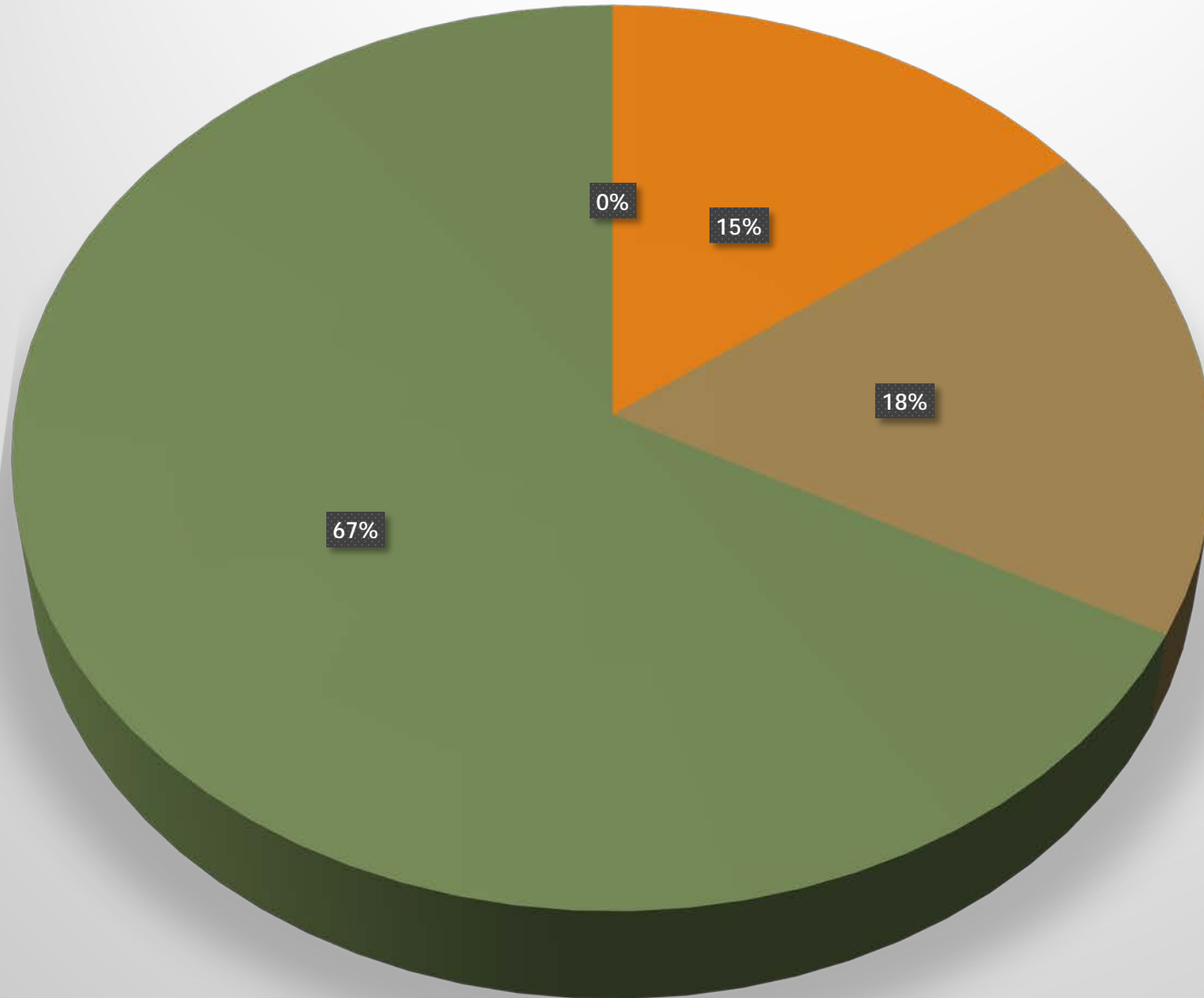
- Missed-no-show
- No Visit Recorded
- In person
- Virtual (video and telephonic)

April 26, 2020
Region 5



- Missed-no-show
- No Visit Recorded
- In person
- Virtual (video and telephonic)

April 26, 2020
Region 6



- Missed-no-show
- No Visit Recorded
- In person
- Virtual (video and telephonic)