



WASHINGTON  
COURTS

ADMINISTRATIVE OFFICE OF THE COURTS

# Drop-Off Analysis

APRIL KRAFT-DULEY

ALL SITES

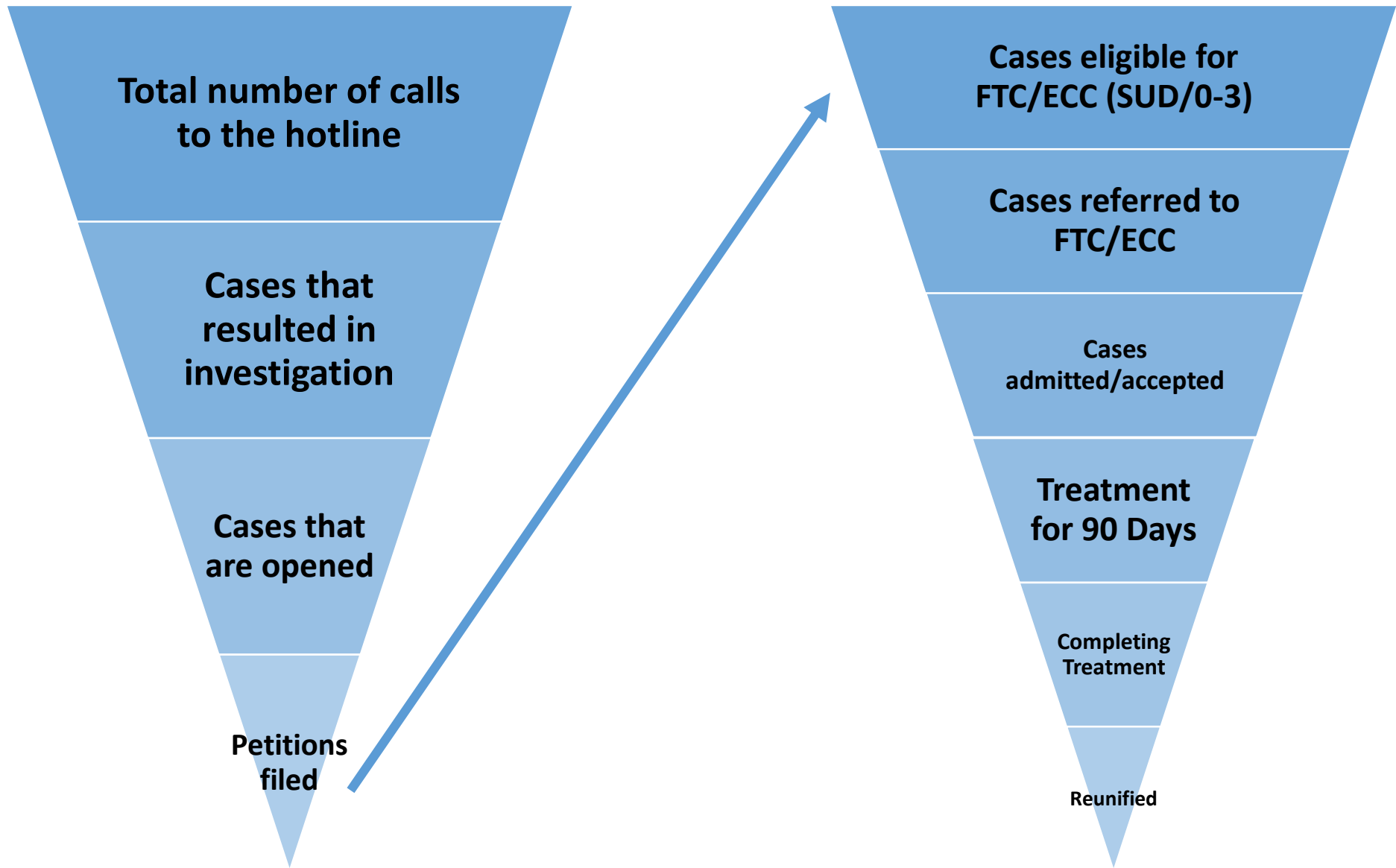
10/18/2023

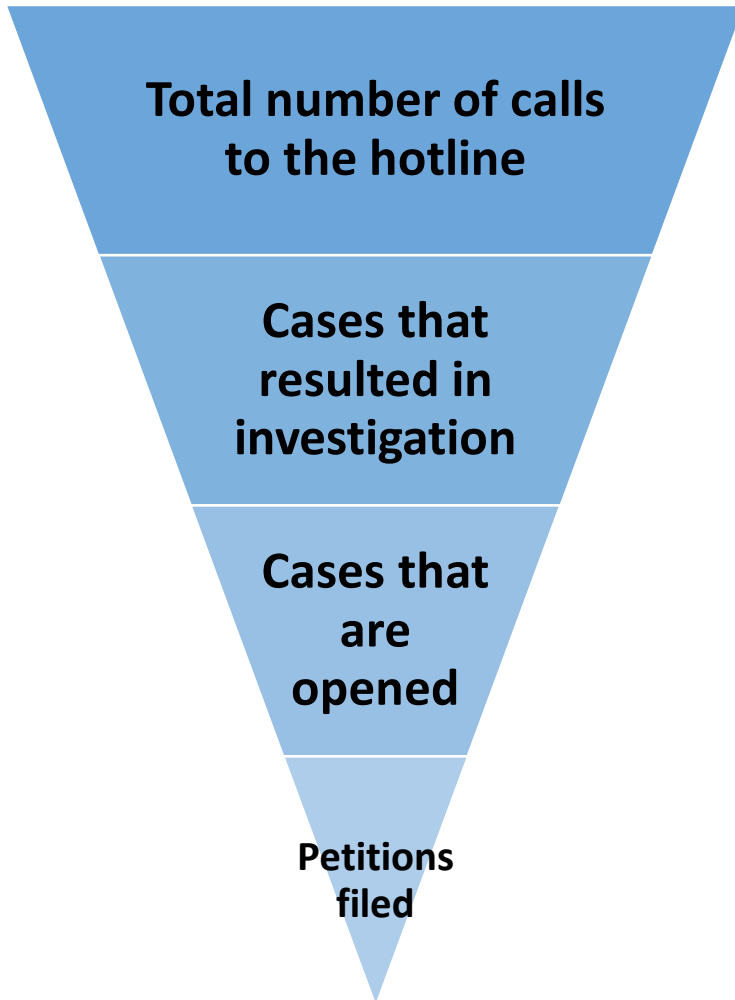
# What is a drop off analysis?

A drop off analysis is a directed implementation strategy to determine where a program loses participants

# The Process

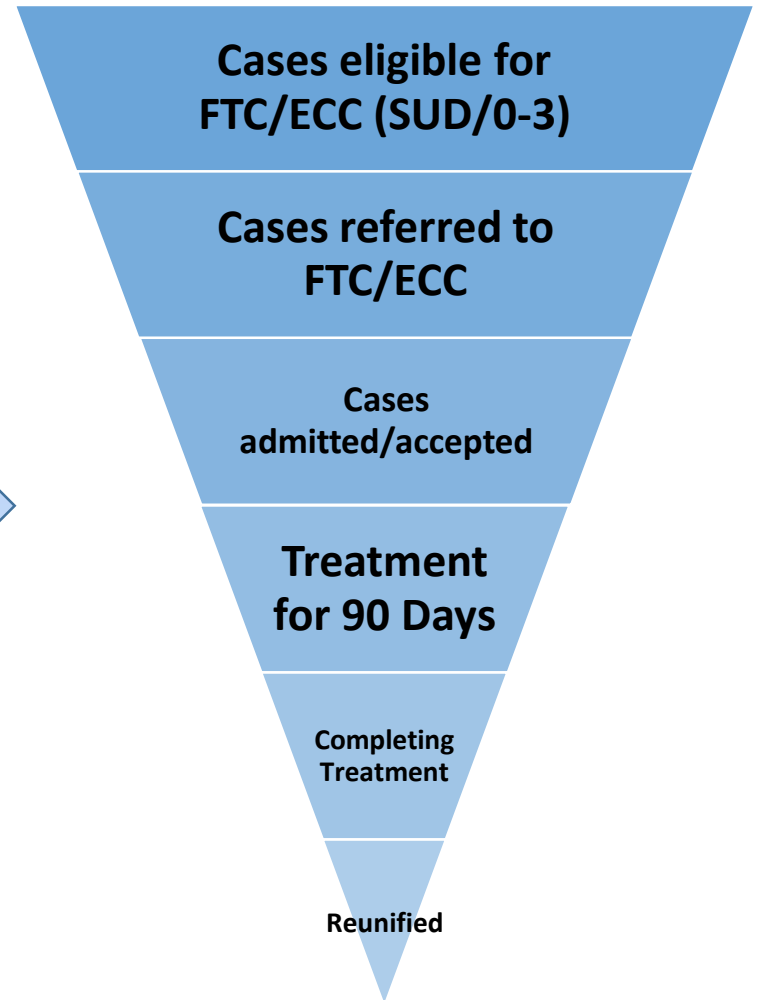
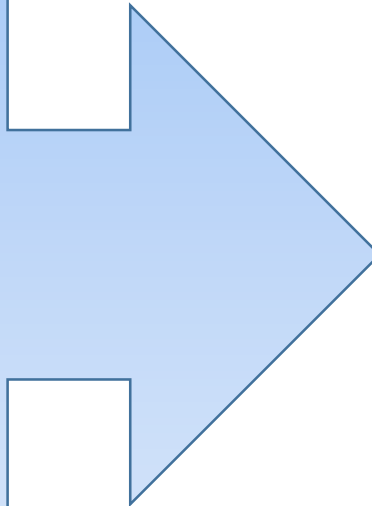
- Collect Data
- Discuss the Results
- Decide On and Implement Improvements
- Repeat

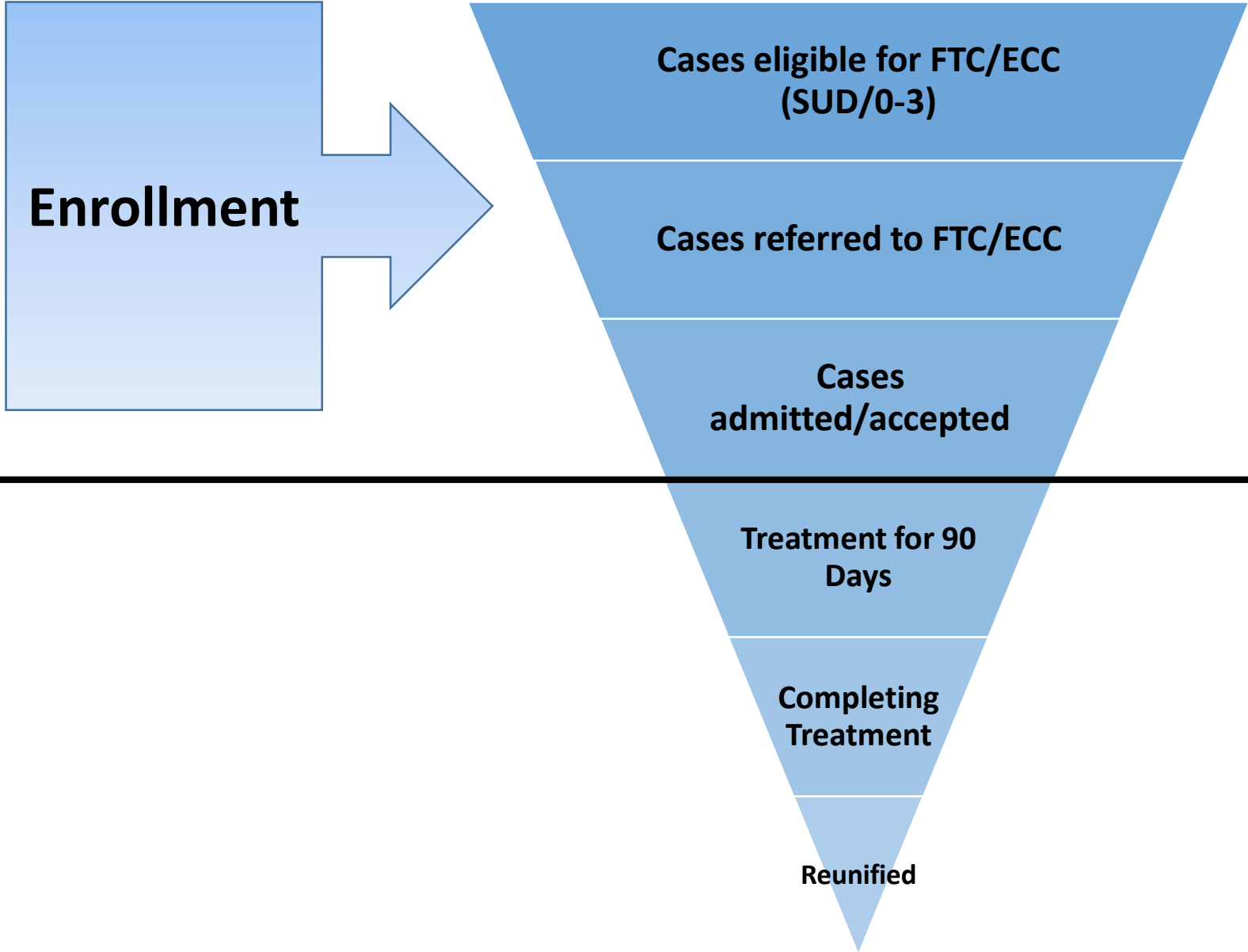




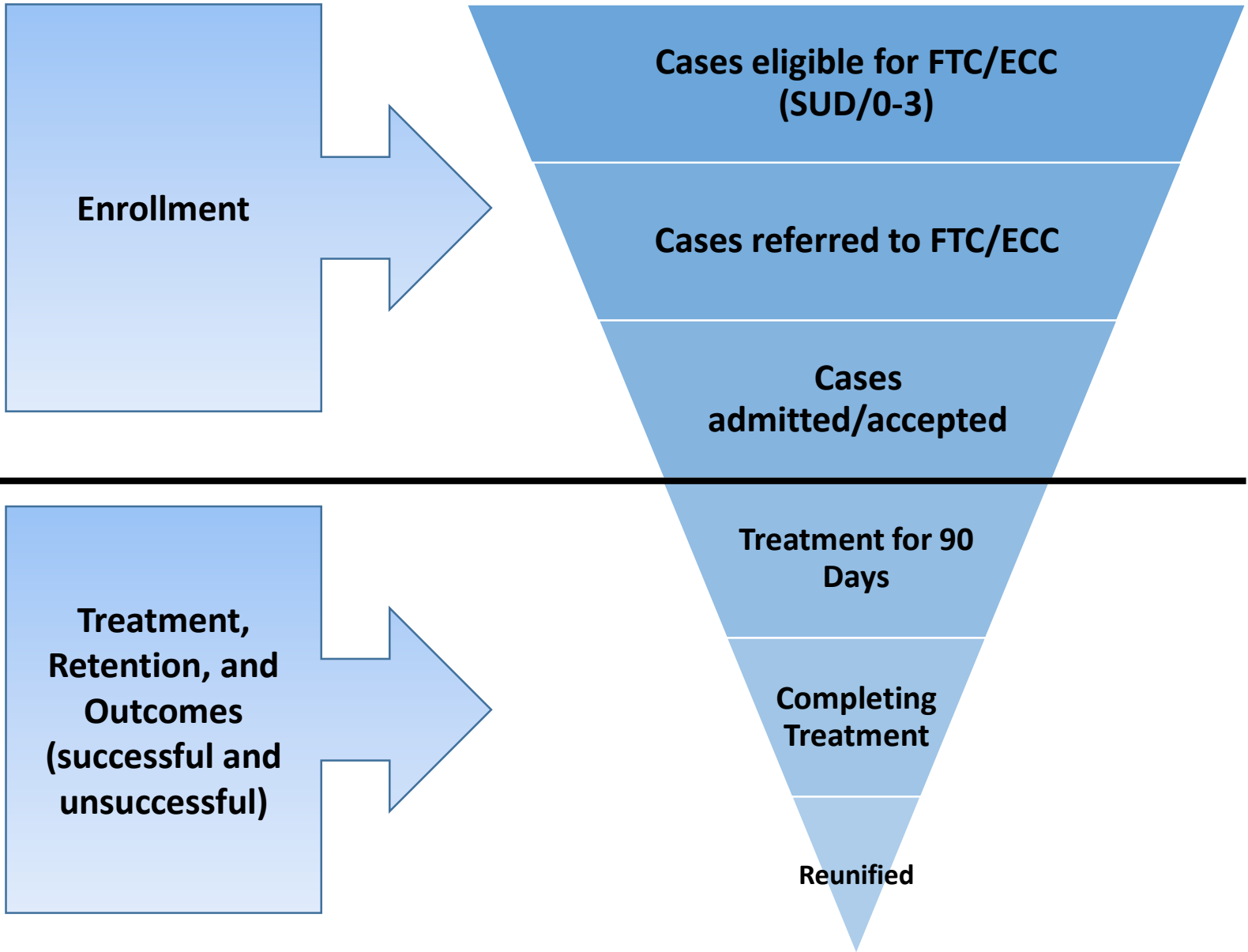
**This part of the analysis is really looking at the front end of the system. What is happening with the families when they first enter the system?**

**The next part is looking at families that are eligible for our programs and what is happening to them throughout the program.**

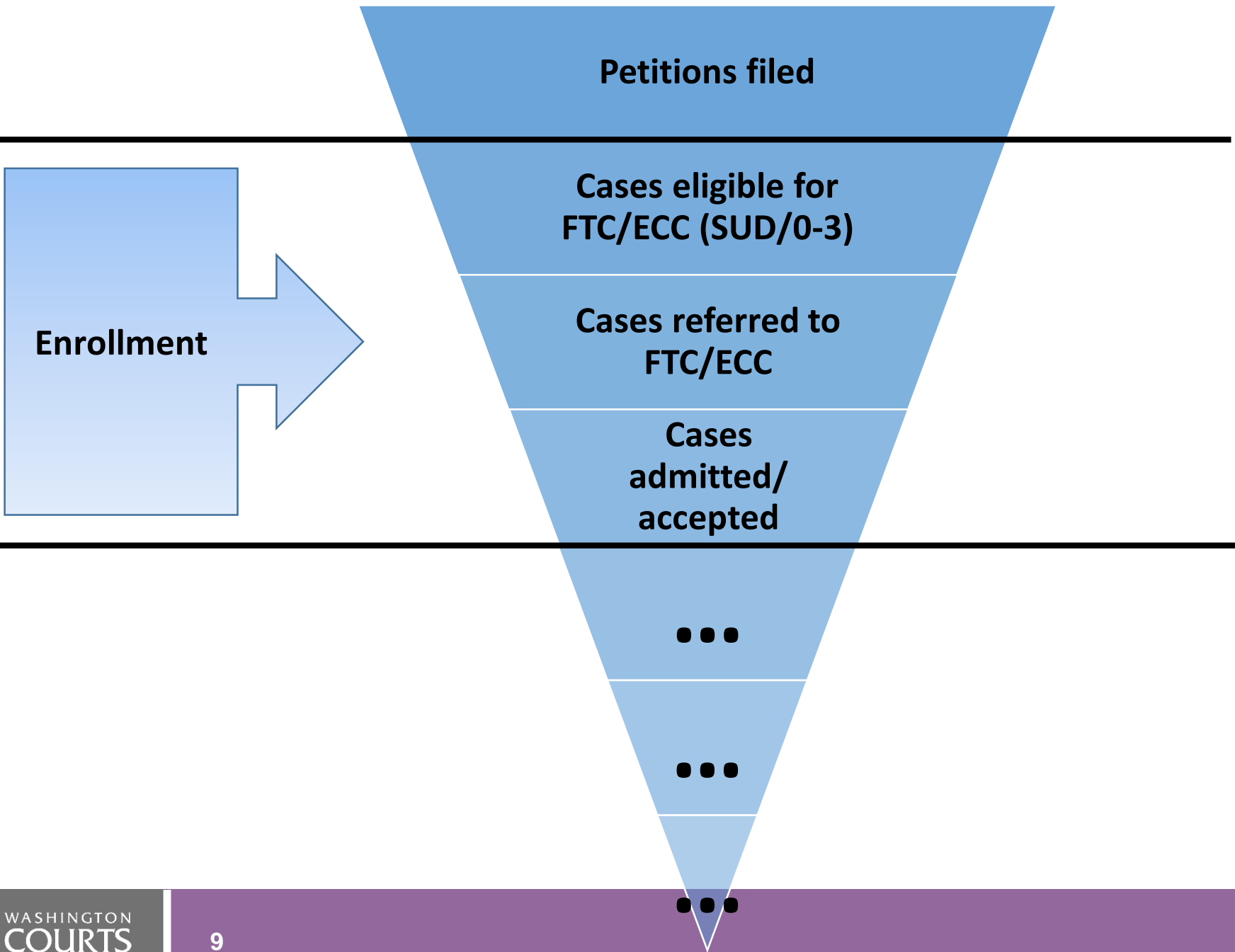












# Why?

# Family Treatment Courts

**Removal Reason SUD – 464**

**Counties with FTC – 334**

**Parents Referred – 186**

**Parents Screened – 132**

**Parents Accepted – 87**

**Children Accepted – 32**

# Family Treatment Courts

**Removal Reason SUD – 464**


**Counties with FTC – 334**

**Parents Referred – 186**

**Parents Screened – 132**

**Parents Accepted – 87**

**Children Accepted – 32**



# Family Treatment Courts

Removal Reason SUD – 464

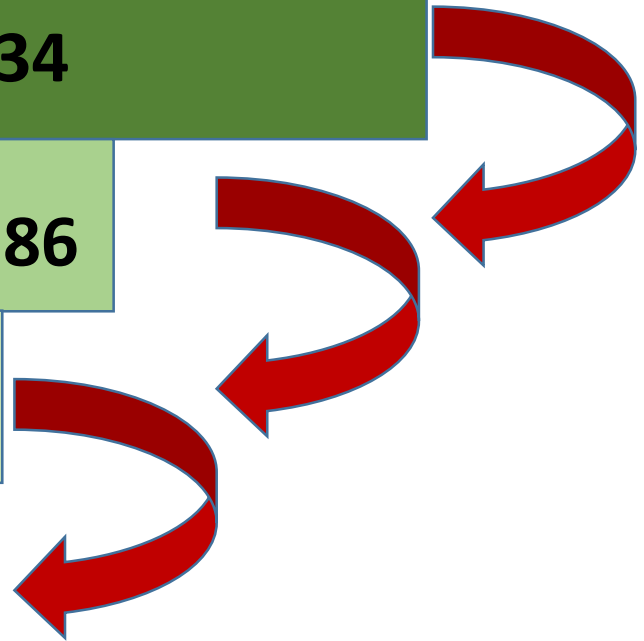
Counties with FTC – 334

Parents Referred – 186

Parents Screened – 132

Parents Accepted – 87

Children Accepted – 32



# Family Treatment Courts

Removal Reason SUD – 464

Counties with FTC – 334

Parents Referred – 186

Parents Screened – 132

Parents Accepted – 87

Children Accepted – 32

9.58%


# Early Childhood Courts

**Filings 2023 with ages 0 to 3 – 663**  
**OROD 2023 with Ages 0 to 3 – 326**

**Filings in ECC Counties 2023 – 249**  
**OROD in ECC Counties 2023 – 153**

**Accepted ECC 2023 – 4**

**2.61%**





## FTC and ECC Enrollment Drop-Off

Removal  
Reason SUD  
2023 – 464

**Petitions filed**

Filings 2023 with ages 0  
to 3 – 663  
OROD 2023 with Ages 0  
to 3 – 326

Counties with  
FTC – 334

**Cases Eligible**

Filings in ECC Counties  
2023 – 249  
OROD in ECC Counties  
2023 – 153

Parents Referred – 186  
Parents Screened –  
132  
Parents Accepted – 87

**Cases  
Referred**

**Cases  
Enrolled**

Accepted ECC 2023 – **4**

Children Accepted FTC 2023 – **32**

## Drop-Off Analysis and Race

Removal Reason  
SUD 2023 – 47%  
White

**Petitions filed**

Filings 2023 – 35% White  
OROD 2023 – 43% White

Counties with FTC – 46%  
White

**Cases Eligible**

Filings in ECC Counties  
2023 – 37% White  
OROD in ECC Counties  
2023 – 45% White

Parents Referred –  
72% White  
Parents Screened –  
83% White Parents  
Accepted – 80% White

**Cases  
Referred**

**Children Accepted FTC 2023 – 56%  
White**

**Cases  
Enrolled**

**Accepted ECC 2023 – 75% White**

# How are drop-off analyses useful?

- Ongoing data monitoring – walk-through your system
- **Strategic data collection** helps courts choose **change management strategies** that are the most effective
- It can help answer the “why” questions about disparities
  - Should include other indicators
  - “Number and percentage completing treatment **by race/ethnicity**”

# Just Data January

Information and training sessions are planned for January will include this analysis and next steps

Join to learn more from April!