



DCYF Data for Your Drop-Off Steps 1-4

The Recap

- The Drop-Off Analysis Introduction Video
- Drop-Off Analysis Data Collection Tools

This Video:

- DCYF Data for Your Drop-Off Steps 1-4

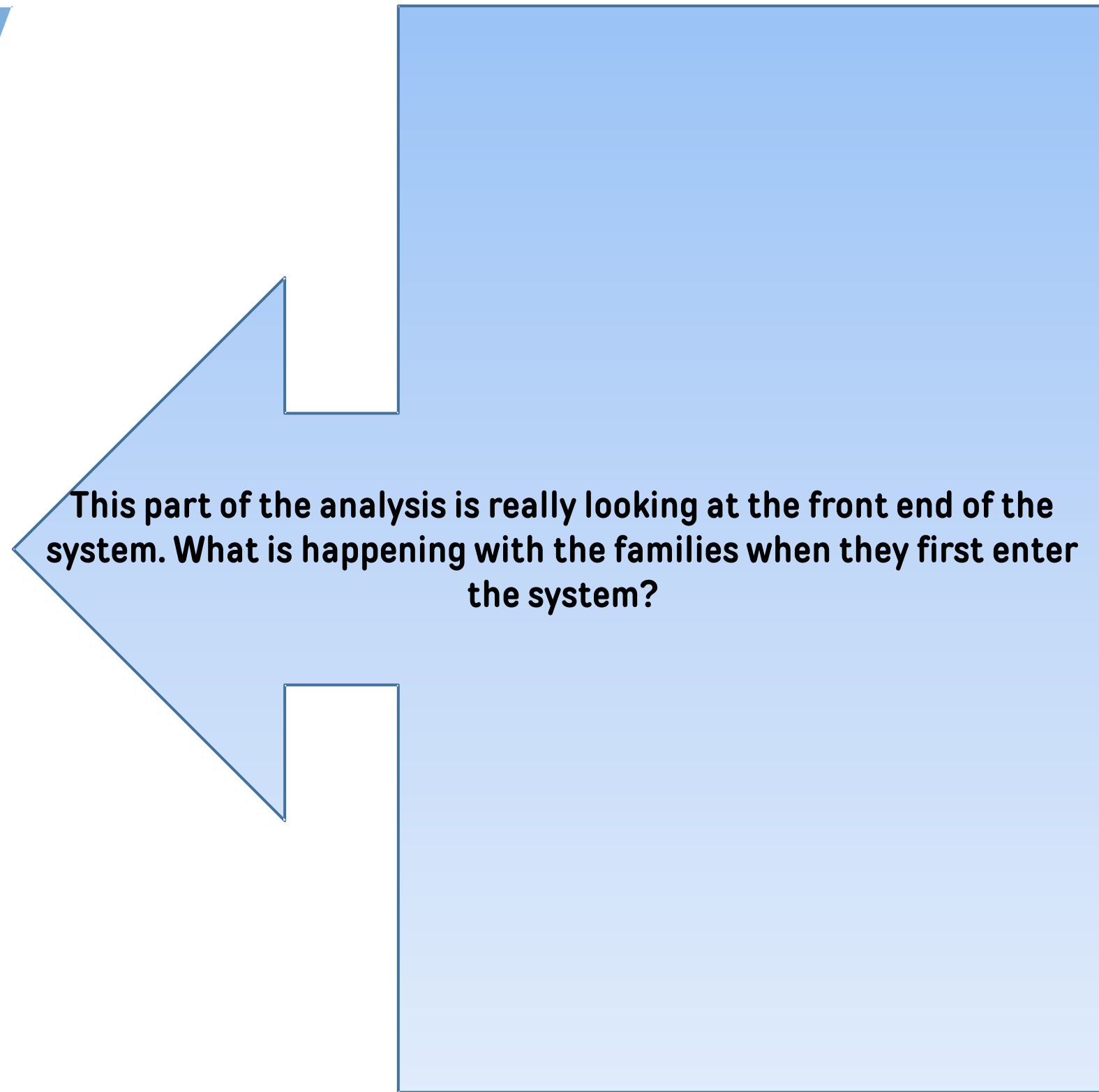
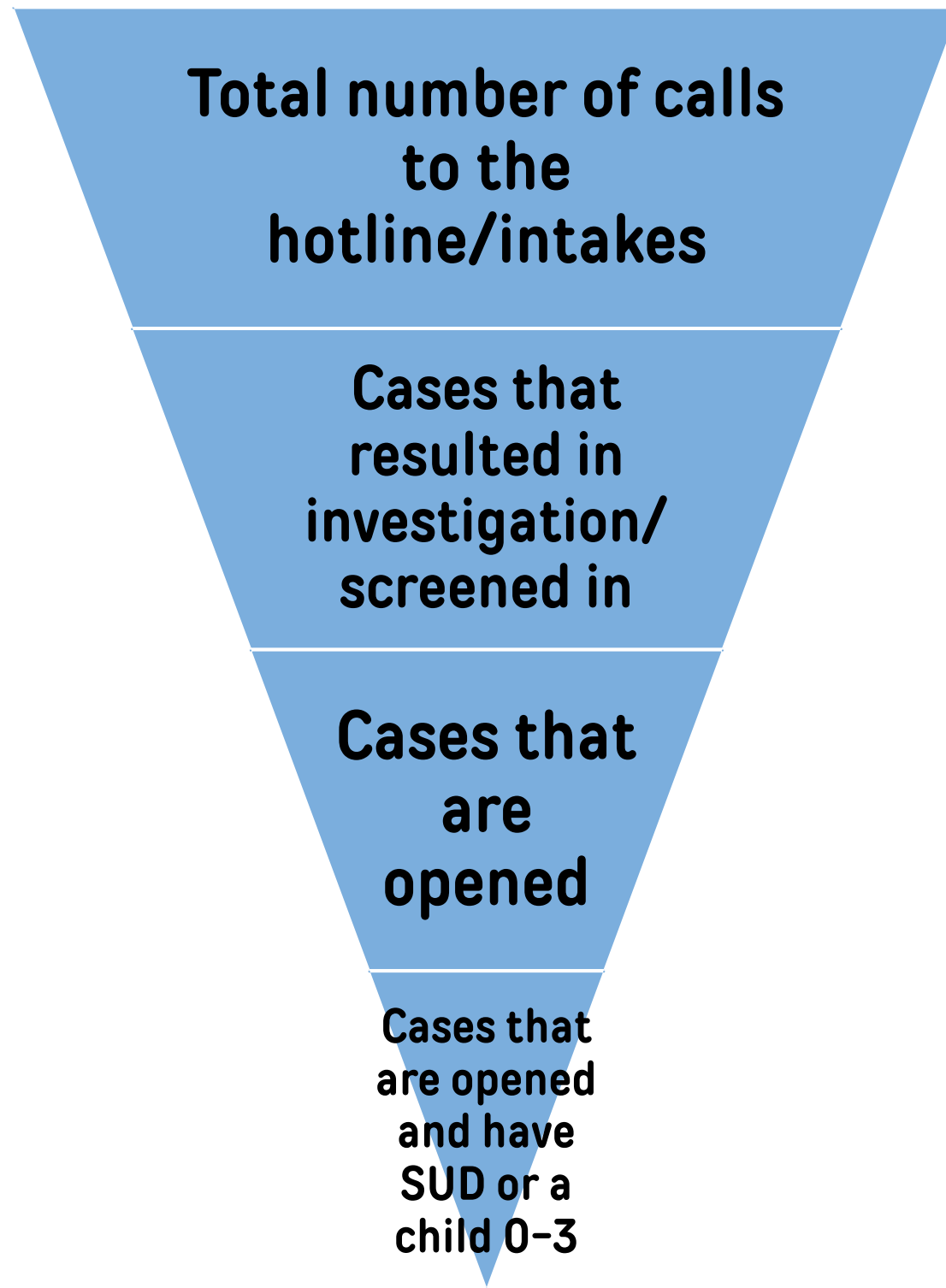
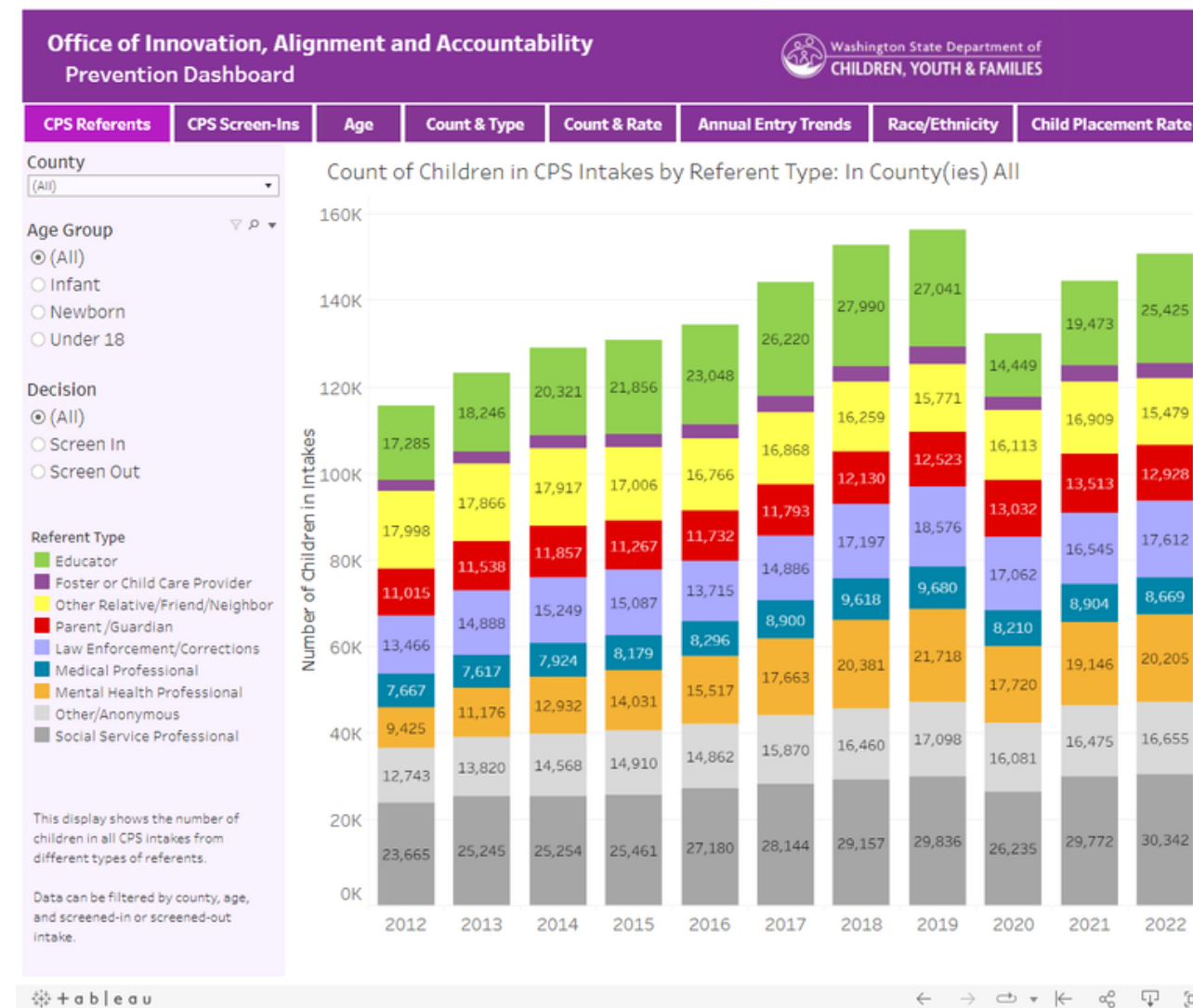


Table #1: Understanding Your Referral Pathway

ID	Step	Data	Considerations:
1	Calls/reports to the hotline	[Progress bar]	[Considerations area]
2	Investigated Child Welfare Cases	[Progress bar]	[Considerations area]
3	Opened and ongoing child welfare cases	[Progress bar]	[Considerations area]
4	SU/SUD Identified as a factor in the case OR the child in the case is 0-3	[Progress bar]	[Considerations area]
5	Identified SU/ or child 0-3 AND a filed dependency court case	[Progress bar]	[Considerations area]

Where can you find the dashboards?

- <https://www.dcyf.wa.gov/practice/oiaa/reports/prevention-dashboard>



DC YF Prevention Dashboard – Step 1

In this drop down you can select your county.

Make sure to select under 18 – for ECCs you can look at infants and newborns

CPS Referents | **CPS Screen-Ins**

County
(All) ▾

Age Group
 (All)
 Infant
 Newborn
 Under 18

Decision
 (All)
 Screen In
 Screen Out

Referent Type

- Educator
- Foster or Child Care Provider
- Other Relative/Friend/Neighbor
- Parent /Guardian
- Law Enforcement/Corrections
- Medical Professional
- Mental Health Professional
- Other/Anonymous
- Social Service Professional

If you select All, this will give you the number of intakes. If you select Screen In – these will be the cases that are investigated.

DCYF Prevention Dashboard

CPS Referents | CPS Screen-Ins | Age | Count & Type | Count & Rate | Annual Entry Trends | Race/Ethnicity | Child Placement Rate

County

Age Group
 (All)
 Infant
 Newborn
 Under 18

Decision
 (All)
 Screen In
 Screen Out

Referent Type
 Educator
 Foster or Child Care Provider
 Other Relative/Friend/Neighbor
 Parent/Guardian
 Law Enforcement/Corrections
 Medical Professional
 Mental Health Professional
 Other/Anonymous
 Social Service Professional

This display shows the number of children in all CPS intakes from different types of referents.

Data can be filtered by county, age, and screened-in or screened-out intake.

Count of Children in CPS Intakes by Referent Type: In County(ies) All

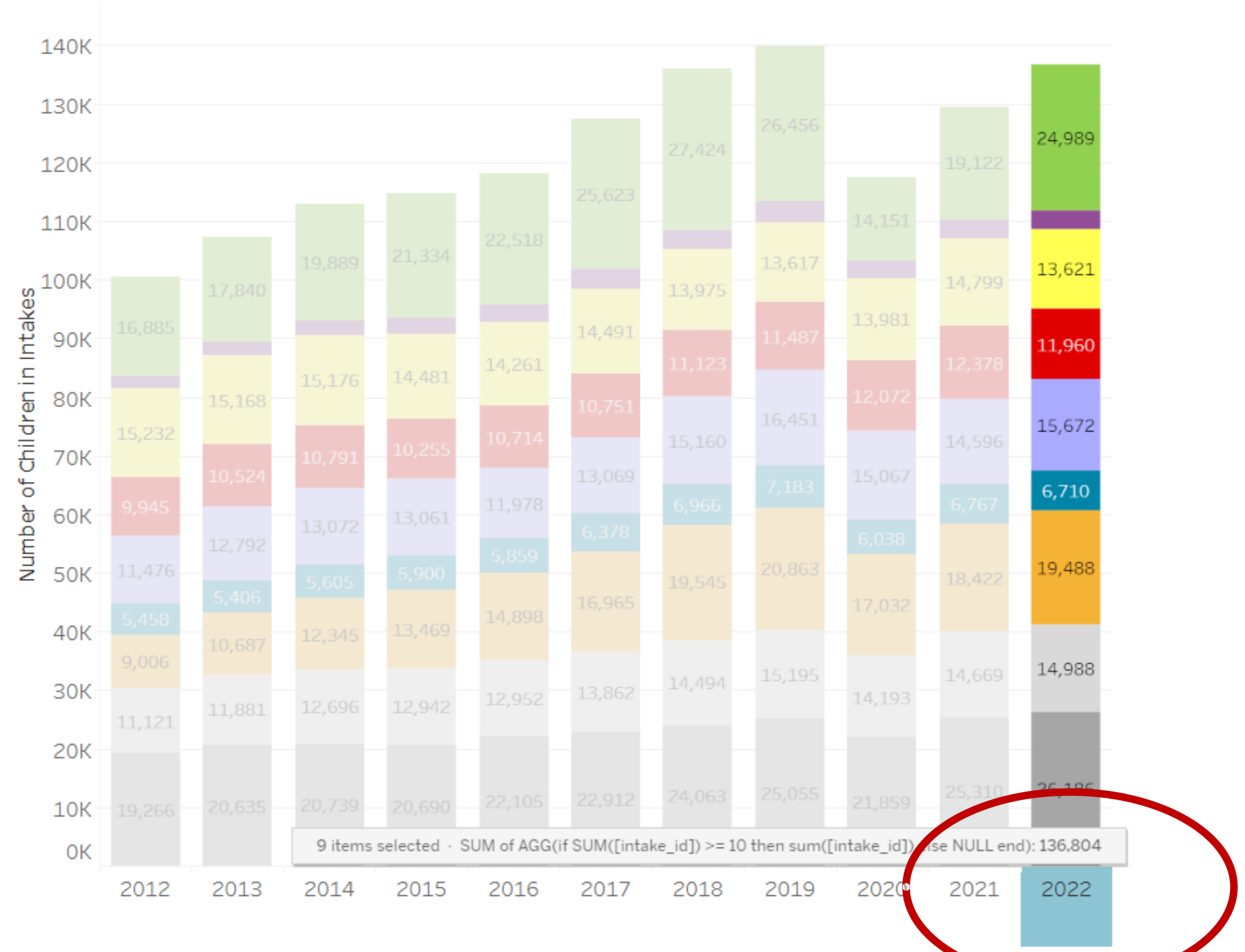


Tableau navigation icons: back, forward, refresh, search, zoom, etc.

DCYF Prevention Dashboard

CPS Referents | **CPS Screen-In**

County
(All) ▾

Age Group
 (All)
 Infant
 Newborn
 Under 18

Decision
 (All)
 Screen In
 Screen Out

Referent Type
 Educator
 Foster or Child Care Provider
 Other Relative/Friend/Neighbor
 Parent/Guardian
 Law Enforcement/Corrections
 Medical Professional
 Mental Health Professional
 Other/Anonymous
 Social Service Professional

Select screen in.

DCYF Prevention Dashboard



Table #1: Understanding Your Referral Pathway

ID	Step	Data	Considerations:
1	Calls/reports to the hotline		
2	Investigated Child Welfare Cases		
3	Opened and ongoing child welfare cases		
4	SU/SUD Identified as a factor in the case OR the child in the case is 0-3		
5	Identified SU/ or child 0-3 AND a filed dependency court case		

Steps 1-4

- DCYF numbers prior to program involvement
- april.kraft-duley@courts.wa.gov